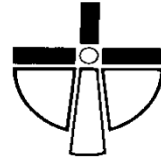


ST MICHAEL'S CE PRIMARY SCHOOL

Granville Road, Southfields, London SW18 5SQ
Telephone: 020 8874 7786
e-mail: info@stmichaels.wandsworth.sch.uk

Headteacher: Mrs Ann-Marie Grant B.A. Hons
Deputy Headteacher: Mr James Bawn B.A. Hons



WORKING TOGETHER
FOR THE GOOD OF ALL

18th December 2020

Dear Parents/Carers,

At St. Michael's we pride ourselves on our links between home and school - in particular our commitment to ensuring parents have a detailed understanding of how we achieve as a school and we are very pleased to be sending home this letter regarding school attainment since COVID-19 prevented us from completing the normal SATs and Phonics assessments in the Summer.

This year, we have completed Autumn Term NFER assessments in Years 2-6 and National Phonics assessments in Year 2 in place of the screening check they missed in the Summer of Year 1.

If you have a look at the graphs on the next page, this will give you a pictorial representation of how well we attained in 2019 and our 2020 comparisons. We are very proud to say that our phonics pass rate compared to 2019 was higher, despite COVID-closure, and our booster and intervention groups have done a fantastic job in closing many COVID-19 GAPS this term.

We are so proud of all the staff this term for going above and beyond the call of duty to catch the children up whilst still looking out for their health and wellbeing. We must also commend the children. They have done so well and this is testament to their attainment scores in these recent assessments.

We are so pleased that the school has done so well and wanted to share these figures with you.

Best wishes,

AMGrant
Headteacher

JBawn
Deputy Headteacher

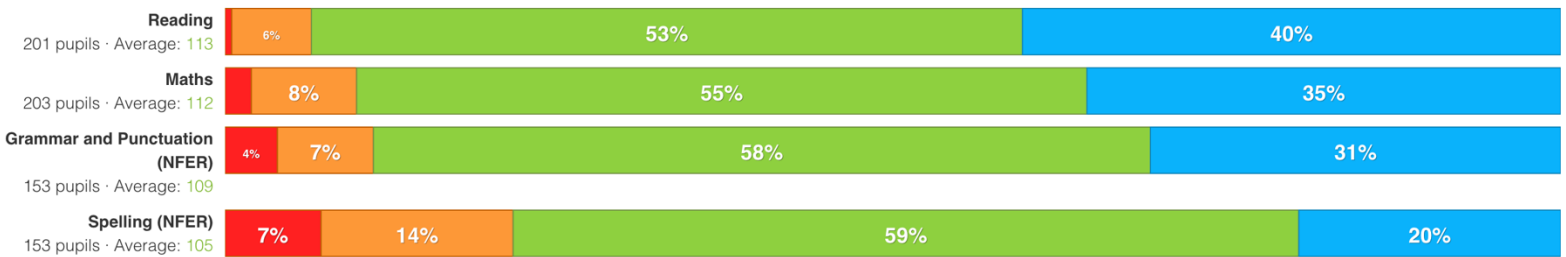


INVESTOR IN PEOPLE

Data comparison

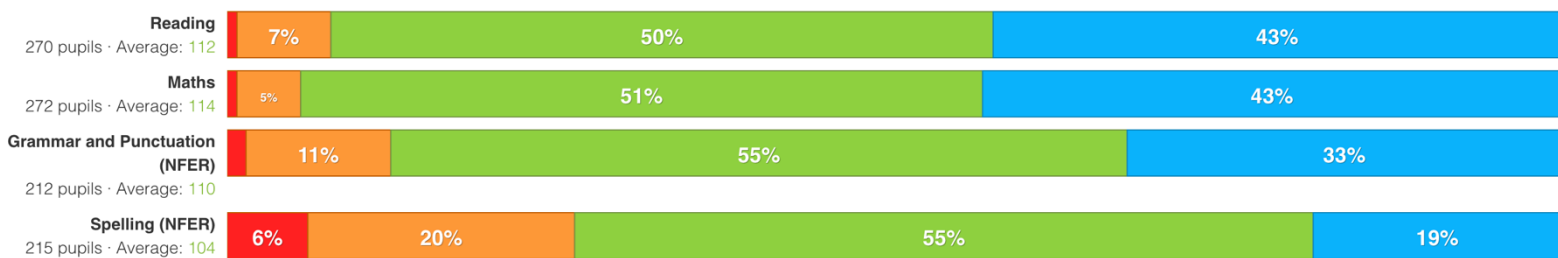
2019 Autumn NFER Attainment Data

Legend ■ Well below ■ Just below ■ Expected ■ Above ■ No data



2020 Autumn NFER Attainment Data

Legend ■ Well below ■ Just below ■ Expected ■ Above ■ No data



2019 Phonics data

PHONICS RESULTS 2019			
YEAR GROUP	Pass Mark of 32		
	SCHOOL	LOCAL AUTHORITY	NATIONAL
Year 1	86.4%	85.6%	81.2%
Year 2*	100%	60.3%	56.3%

(TA = Teacher Assessment as no external writing test)

*2 children took part in the phonics check for Year 2.

2020 Phonics data

PHONICS RESULTS 2020			
YEAR GROUP	Pass Mark of 32		
	SCHOOL	*LOCAL AUTHORITY	*NATIONAL
Year 1 Currently Year 2 with a delayed test due to COVID-19	95%	*85.6%	*81.2%

*Please note that the Local authority and National results are from 2019 to give an estimation of how the children performed compared to local and national expectations.